

Format of holding of specified securities

1. Name of Listed Entity: NATIONAL PLYWOOD INDUSTRIES LIMITED (CIN:L20211AS1973PLC001856)
2. Scrip Code - Name of Scrip :- Class of Security Equity
3. Share Holding Pattern Filed under : Reg. 31(1)(a)/Reg. 31(1)(b)/Reg. 31(1)(c)
  - a. If under 31 (1)(b) then indicate the report for Quarter ending: 31/03/2017
  - b. If under 31(1)(c) then indicate date of allotment/extinguishment

4. Declaration : The Listed entity is required to submit the following declaration to the extent of submission of information:-

Particulars	Yes*	No*
1 Whether the Listed Entity has issued any partly paid up shares?		No
2 Whether the Listed Entity has issued any Convertible Securities or Warrants?		No
3 Whether the Listed Entity has any shares against which depository receipts are issued?		No
4 Whether the Listed Entity has any shares in Locked-in?		No
5 Whether any shares held by promoters are pledge or otherwise encumbered?		No


\* If the Listed Entity selects the option 'No' for the questions above, the column for the partly paid up shares, Outstanding Convertible Securities/Warrants, depository receipts, locked-in shares, No of shares pledged or otherwise encumbered by promoters, as applicable, shall not be displayed at the time of dissemination on the Stock Exchange website. Also wherever there is 'No' declared by Listed Entity in above table the values will be considered as 'Zero' by default on submission of the format of holding of specified securities.

5. The tabular format for disclosure of holding of specified securities is as follows:-



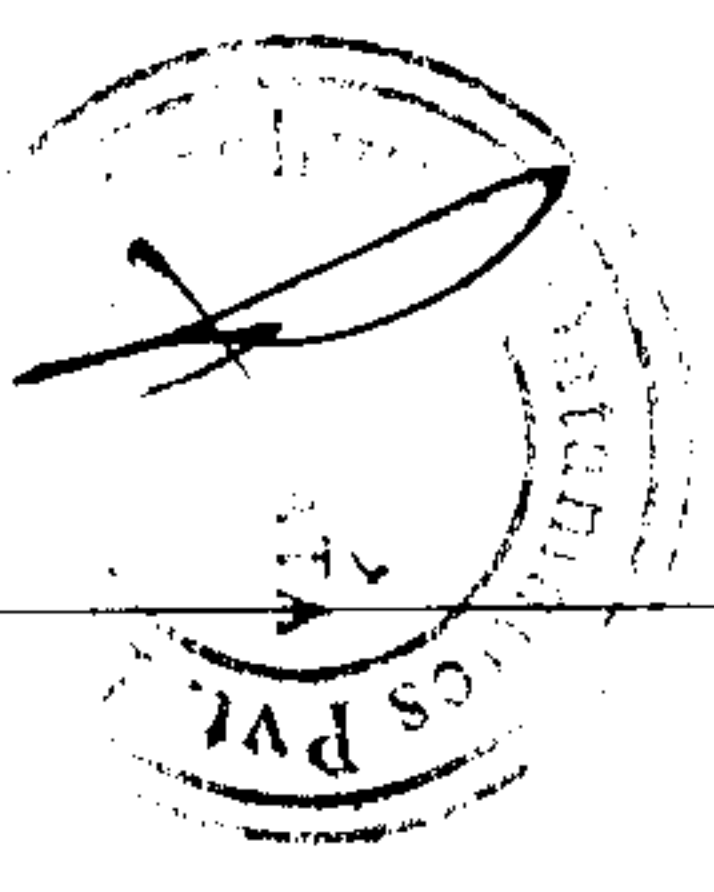
NATIONAL PLYWOOD INDUSTRIES LIMITED  
Table I - Summary Statement holding of specified securities as on 31/03/2017

(A)	Category of shareholder (I)	Nos of shareholdes (II)	No. of fully paid up equity shares held (IV)	No. of Partly paid-up equity shares held (V)	No. of shares underlying Depository Receipts (VI)	Total nos. shares held (VII)=(IV)+(V)+(VI)	Shareholding as a % of total no. of shares (calculated as per SCRR, 1957) (VIII) As a % of (A+B+C2)	Number of Voting Rights held in each class of securities (IX)			No of shares underlying convertible securities (including Warrants) (X)	Shareholding as a % assuming full conversion of securities (as a percentage of diluted share capital) (XI)=(VII)+(X) As a % of (A+B+C2)	Number of Locked in shares (XII)		Number of shares pledged or otherwise encumbered (XIII)		Number of equity shares held in dematerialized form (XIV)
								Class eg: x	Class eg: y	Total			As a % of total shares held (b)	As a % of total shares held (b)	As a % of total shares held (b)		
(B)	Promoter & group	28	2799590	0	0	2799590	47.8256	2799590	0	2799590	47.8256	0	0	0	0	0	2344010
(C)	Public	5508	3054160	0	0	3054160	52.1744	0	0	0	52.1744	0	0.0000	NA	0	0	1788530
(C1)	Non Promoter - Non Public						NA							NA			
(C2)	Shares held by Employee Trusts						NA							NA			
	Total	5536	5853750	0	0	5853750	100.0000	5853750	0	5853750	100.0000	0	0	0	0	0	4132540



NATIONAL PLYWOOD INDUSTRIES LIMITED  
Table II - Statement Showing shareholding pattern of the Promoter and Promoter Group as on 31/03/2017

420  
15010  
05167




(1)	(2)	(3)	(4)	(5)	(6)	(7)	(8)	Number of Voting Rights held in each class of securities (IX)			(10)	(11)	(12)	(13)	(14)	(15)
								Class x	Class y	Total						
(a)	Indian Individuals/Hindu undivided Family		23	2640200	0	2640200	45.1027	2640200	0	2640200	45.1027	0	0.0000	0	0.0000	2213530
	CHANDRAKANTA PERIWAL	AFRPP4523M	1	580390	0	580390	9.9148	580390	0	580390	9.9148	0	0.0000	0	0.0000	580390
	MADHULIKA PERIWAL	AEUPP0032J	1	343240	0	343240	5.8636	343240	0	343240	5.8636	0	0.0000	0	0.0000	343240
	PIYUSH PERIWAL	AEYPP1738E	1	270525	0	270525	4.6214	270525	0	270525	4.6214	0	0.0000	0	0.0000	270525
	SHEELA PERIWAL	AFSP7606J	1	213000	0	213000	3.6387	213000	0	213000	3.6387	0	0.0000	0	0.0000	213000
	ABHYUDAY PERIWAL	AFPP9134A	1	192100	0	192100	3.2817	192100	0	192100	3.2817	0	0.0000	0	0.0000	192100
	VIJAY KUMAR PERIWAL	ADLP6778N	1	178925	0	178925	3.0566	178925	0	178925	3.0566	0	0.0000	0	0.0000	178925
	ALAY KUMAR PERIWAL	ADLP6777D	1	178350	0	178350	3.0468	178350	0	178350	3.0468	0	0.0000	0	0.0000	178350
	NEELAM PERIWAL	AFSP7607K	1	146750	0	146750	2.5069	146750	0	146750	2.5069	0	0.0000	0	0.0000	146750
	CHANDRA KANTA PERIWAL A/C HL	AA5111919AE	1	112950	0	112950	1.9295	112950	0	112950	1.9295	0	0.0000	0	0.0000	0
	SNEHLATA PERIWAL	ATNPP388IN	1	96000	0	96000	1.6400	96000	0	96000	1.6400	0	0.0000	0	0.0000	0
	VIJAY KUMAR PERIWAL	AABHV3954P	1	64500	0	64500	1.1019	64500	0	64500	1.1019	0	0.0000	0	0.0000	64500
	SHEELA PERIWAL	AA5111919AE	1	58750	0	58750	1.0036	58750	0	58750	1.0036	0	0.0000	0	0.0000	0
	PIYUSH PERIWAL	AA5111919AE	1	52050	0	52050	0.8892	52050	0	52050	0.8892	0	0.0000	0	0.0000	0
	GAJANAND PERIWAL	AA5111919AE	1	39750	0	39750	0.6791	39750	0	39750	0.6791	0	0.0000	0	0.0000	0
	NEELAM PERIWAL A/C RELIABLE WOOD IND.	AA5111919AE	1	39620	0	39620	0.6768	39620	0	39620	0.6768	0	0.0000	0	0.0000	0
	MADHULIKA PERIWAL	AOXPP5298Q	1	23300	0	23300	0.3980	23300	0	23300	0.3980	0	0.0000	0	0.0000	0
	MALVIKA PERIWAL	AHYPP7032L	1	17250	0	17250	0.2947	17250	0	17250	0.2947	0	0.0000	0	0.0000	17250
	MAYANK PERIWAL	AAHL4934J	1	16000	0	16000	0.2733	16000	0	16000	0.2733	0	0.0000	0	0.0000	16000
	VIJAY KUMAR PERIWAL	AUPP0919L	1	7500	0	7500	0.1281	7500	0	7500	0.1281	0	0.0000	0	0.0000	7500
	ANANT PERIWAL	AUPP0919L	1	5000	0	5000	0.0854	5000	0	5000	0.0854	0	0.0000	0	0.0000	5000
	ABHYUDAY PERIWAL	AUPP0919L	1	1750	0	1750	0.0299	1750	0	1750	0.0299	0	0.0000	0	0.0000	0
	SHEELA PERIWAL	AUPP0919L	1	1500	0	1500	0.0256	1500	0	1500	0.0256	0	0.0000	0	0.0000	0
	PIYUSH KUMAR PERIWAL HUF Central Government/State Government(s)	AA5111919AE	1	1000	0	1000	0.0171	1000	0	1000	0.0171	0	0.0000	0	0.0000	0
(b)	Financial Institutions/Banks															
(c)	Any Other (specify)															
(d)	Bodies Corporate		5	159390	0	159390	2.7229	159390	0	159390	2.7229	0	0.0000	0	0.0000	130480
	NAROTTAM INVESTMENTS & TRADING CO. LTD	AAACN9023B	1	100950	0	100950	1.7245	100950	0	100950	1.7245	0	0.0000	0	0.0000	99950
	PLATINUM PLYWOOD PVT LTD	AABCP5639C	1	30530	0	30530	0.5215	30530	0	30530	0.5215	0	0.0000	0	0.0000	30530
	NAROTTAM INV & TRADING CO LTD		1	15010	0	15010	0.2564	15010	0	15010	0.2564	0	0.0000	0	0.0000	0
	NATIONAL COURIERS PVT LTD		1	12500	0	12500	0.2135	12500	0	12500	0.2135	0	0.0000	0	0.0000	0
	NAROTTAM INVESTMENTS & TRADING CO LTD		1	400	0	400	0.0068	400	0	400	0.0068	0	0.0000	0	0.0000	0
	Sub Total		28	2799590	0	2799590	47.8256	2799590	0	2799590	47.8256	0	0.0000	0	0.0000	2344010
(2)	Foreign Individuals (Non-Resident Individuals/Foreign Individuals)															
(a)	Government															

NATIONAL PLYWOOD INDUSTRIES LIMITED

Table II - Statement Showing shareholding pattern of the Promoter and Promoter Group as on 31/03/2017

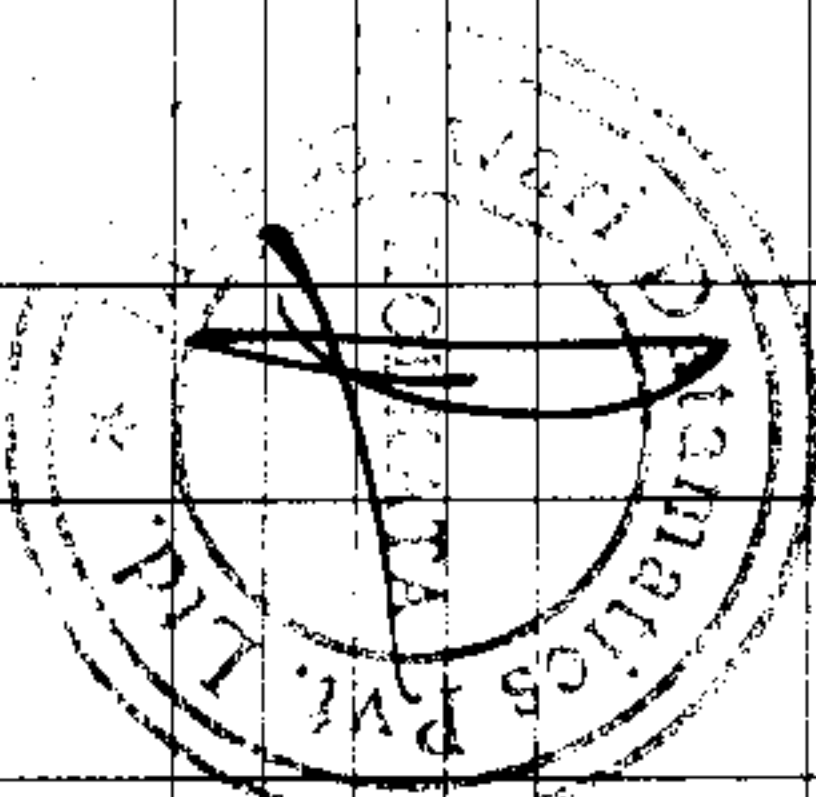
(c)	Category & Name of the Shareholders (I)	PAN (II)	Nos. of sharehold ers (III)	No. of fully paid up equity shares held (IV)	Partly paid-up equity shares held (V)	Nos. of shares underlying Depository Receipts (VI)	Total nos. shares held (VII)=(IV)+(V)+(VI)	Sharehold ing % calculated as per SCRR, 1957) As a % of (A+B+C2) (VIII)	Number of Voting Rights held in each class of securities (IX)			Total as a % of Total Voting rights (X)	No of shares convertible (including Warrants) (XI)=(VII)+(X) As a % of (A+B+C2)	Number of Locked in shares (XII)	Number of shares pledged or otherwise encumbered (XIII)	Number of equity shares held in dematerialized form (XIV)
									Class x	Class y	Total					
(d)	Institutions															
(d)	Foreign Portfolio Investor															
(e)	Any Other (specify)							0.0000		0	0	0	0.0000	0	0	0.0000
	Sub Total		0	0	0	0	0	0.0000		0	0	0	0.0000	0	0	0.0000
	Total Shareholding of Promoter and Promoter Group (A)=(A)(1)+(A)(2)		28	2799590	0	0	2799590	47.8256	2799590	0	2799590	47.8256	0	0	0.0000	2344010



NATIONAL PLYWOOD INDUSTRIES LIMITED


Table III - Statement Showing shareholding pattern of the Public shareholder as on 31/03/2017

	Category & Name of the Shareholders (I)	PAN (II)	Nos. of shares held (III)	No. of fully paid up equity shares held (IV)	Partly paid-up equity shares held (V)	Nos. of shares underlying Depository Receipts (VI)	Total nos. shares held (VII)=(IV)+(V)+(VI)	Shareholding % calculated as per SCRR, 1957) As a % of (A+B+C2) (VIII)	Number of Voting Rights held in each class of securities (IX)			Total as a % of Total Voting rights	No of shares underlying convertible securities (including Warrants) (X)	Shareholding as a % assuming full conversion of convertible securities (as a percentage of diluted share capital) (XI)=(VII)+(X) As a % of (A+B+C2)	Number of Locked in shares (XII)	Number of shares pledged or otherwise encumbered (XIII)	Number of equity shares held in dematerialized form (XIV)	
									Class x	Class y	Total							
(1)	Institutions																	
(a)	Mutual Funds / UTI																	
(b)	Venture Capital Funds																	
(c)	Alternate Investment Funds																	
(d)	Foreign Venture Capital Investors																	
(e)	Foreign Portfolio Investors																	
(f)	Financial Institutions / Banks			1	207260	0	207260	3.5406	207260	0	207260	3.5406	0	3.5406	0	0.0000	NA	207260
	ICICI BANK LTD	AAACI1195H	1	207260	0	0	207260	3.5406	207260	0	207260	3.5406	0	3.5406	0	0.0000	NA	207260
(g)	Insurance Companies																	
(h)	Provident Funds / Pension Funds																	
(i)	Any Other (specify)																	
	Sub Total		1	207260	0	0	207260	3.5406	207260	0	207260	3.5406	0	3.5406	0	0.0000	NA	207260
(2)	Central Government / State Government(s) / President of India																	
(3)	Non-Institutions																	
(a)	Individuals-																	
	i. Individual shareholders holding nominal share capital upto Rs.2 lakhs		5416	1676360	0	0	1676360	28.6374	1676360	0	1676360	28.6374	0	28.6374	0	0.0000	NA	567830
	ii. Individual shareholders holding nominal share capital in excess of Rs 2 lakhs		5	446050	0	0	446050	7.6199	446050	0	446050	7.6199	0	7.6199	0	0.0000	NA	306000
(b)	MAHENDRA GIRDHARILAL	AAAPW1327L	1	306000	0	0	306000	5.2274	306000	0	306000	5.2274	0	5.2274	0	0.0000	NA	306000
(b)	NBFCs registered with RBI																	
(c)	Employee Trusts																	
(d)	Overseas Depositories (holding DRS) (balancing figure)																	
(e)	Any Other (specify)																	
	Bodies Corporate		79	722690	0	0	722690	12.3458	722690	0	722690	12.3458	0	12.3458	0	0.0000	NA	705640




NATIONAL PLYWOOD INDUSTRIES LIMITED  
Table III - Statement Showing shareholding pattern of the Public shareholder as on 31/03/2017

Category & Name of the Shareholders (I)	PAN (II) AAECA3148A	Nos. of sharehold-ers (III)	No. of fully paid up equity shares held (IV)	Partly paid-up equity shares held (V)	Nos. of shares underlying Depository Receipts (VI)	Total nos. shares held (VII)=(IV)+(V)+(VI)	Shareholding % calculate d as per SCRR, 1957) As a % of (A+B+C2) (VIII)	Number of Voting Rights held in each class of securities (IX)			No of shares underlying convertible securities (including Warrants) (X)	Shareholding as a % assuming full conversion of convertible securities (as a percentage of diluted share capital) (XI)=(VII)+(X)	Number of Locked in shares (XII)	As a % of total shares held (b) (a) (XIII)	Number of shares pledged or otherwise encumbered (XIII)	Number of equity shares held in dematerialized form (XIV)
								Class X	Class Y	Total						
Clearing Member		5	800	0	0	800	0.0137	800	0	800	0	0.0000	NA		800	
Non Resident Individual		2	1000	0	0	1000	0.0171	1000	0	1000	0	0.0000	NA		1000	
Sub Total		5507	2846900	0	0	2846900	48.6338	2846900	0	2846900	0	0.0000	NA		1581270	
Total Public Shareholding (B)=(B)(1)+(B)(2)+(B)(3)		5508	3054160	0	0	3054160	52.1744	3054160	0	3054160	0	0.0000	NA		1788530	



NATIONAL PLYWOOD INDUSTRIES LIMITED  
Table IV - Statement Showing shareholding pattern of the Non Promoter - Non Public shareholder as on 31/03/2017

Category & Name of the Shareholders (I)	PAN (II)	No of shareholders (III)	No. of fully paid up equity shares held (IV)	Partly paid-up equity shares held (V)	Nos. of shares underlying Depository Receipts (VI)	Total nos. shares held (VII)=(IV)+(V)+(VI)	Shareholding % calculated as per SCRR, 1957) As a % of (A+B+C2) (VIII)	Number of Voting Rights held in each class of securities (IX)			Total as a % of Total Voting rights (X)	No of underlying convertible securities (including Warrants) (XI)	Total Shareholding as a % assuming full conversion of convertible securities (as a percentage of diluted share capital) (XI)=(VII)+(XI) As a % of A+B+C2)	Number of Locked in shares (XII)		Number of shares pledged or otherwise encumbered (XIII)	As a % of total shares (Not held in dematerialized form) (XIV)
								Class x	Class y	Total				No. (a)	As a % of total shares held (b)		
(1) Custodian / DR Holder							0.0000	0	0	0	0	0.0000	0	0.0000	NA	NA	0
(2) Employee Benefit Trust (under SEBI (Share based Employee Benefit) Regulations, 2014)								0	0	0	0						
Total Non Promoter - Non Public Shareholding (C)=(C1)+(C2)		0	0	0	0	0	0.0000	0	0	0	0.0000	0	0.0000	NA	NA	0	



NATIONAL PLYWOOD INDUSTRIES LIMITED  
 Shareholding Summary as on 31/03/2017  
 Form No of Records No of Shares

PHYSICAL	3861	1721210
NSDL	1241	3631520
CDSL	435	501020
TOTAL	5537	5853750

