



MAHESHWARI DATAMATICS PVT. LTD.

CORPORATE OFFICE : 23, R.N. MUKHERJEE ROAD, 5TH FLOOR, KOLKATA - 700 001
PHONE : 2248-2248, 2243-5029, 2231-6839, FAX : (033) 2248-4787, E-mail : info@mdpl.in, mdpldc@yahoo.com
Website : www.mdpl.in

NATIONAL PLYWOOD INDUSTRIES LIMITED
5, FANCY LANE
KOLKATA
700001

Investors' Grievance Report for the quarter 01/10/2017 to 31/12/2017

No of Investor Grievances pending at the beginning of the quarter = NIL

No of Investor Grievances received during the quarter = 0

No of Investor Grievances replied/resolved during the quarter = 0

No of Investor Grievances pending at the end of the quarter = NIL

Break-up of Investors' Grievances received during the quarter

Dividend : 0

Share Certificate : 0

Annual Report : 0

Total : 0

For Maheshwari Datamatics Pvt. Ltd.

Registrar

Dated : 02/01/2018



Format of holding of specified securities

1. Name of Listed Entity: NATIONAL PLYWOOD INDUSTRIES LIMITED (CIN:L20211AS1973PLC001856)
2. Scrip Code - Name of Scrip -; Class of Security Equity
3. Share Holding Pattern Filed under : Reg. 31(1)(a)/Reg. 31(1)(b)/Reg. 31(1)(c)
 - a. If under 31 (1)(b) then indicate the report for Quarter ending: 30/12/2017
 - b. If under 31(1)(c) then indicate date of allotment/extinguishment

4. Declaration : The Listed entity is required to submit the following declaration to the extent of submission of information:-

Particulars	Yes*	No*
1 Whether the Listed Entity has issued any partly paid up shares?		No
2 Whether the Listed Entity has issued any Convertible Securities or Warrants?		No
3 Whether the Listed Entity has any shares against which depository receipts are issued?		No
4 Whether the Listed Entity has any shares in Locked-in?		No
5 Whether any shares held by promoters are pledge or otherwise encumbered?		No

* If the Listed Entity selects the option 'No' for the questions above, the column for the partly paid up shares, Outstanding Convertible Securities/Warrants, depository receipts, locked-in shares, No of shares pledged or otherwise encumbered by promoters, as applicable, shall not be displayed at the time of dissemination on the Stock Exchange website. Also wherever there is 'No' declared by Listed Entity in above table the values will be considered as 'Zero' by default on submission of the format of holding of specified securities.

5. The tabular format for disclosure of holding of specified securities is as follows:-




1st
2nd Qtr

NATIONAL PLYWOOD INDUSTRIES LIMITED

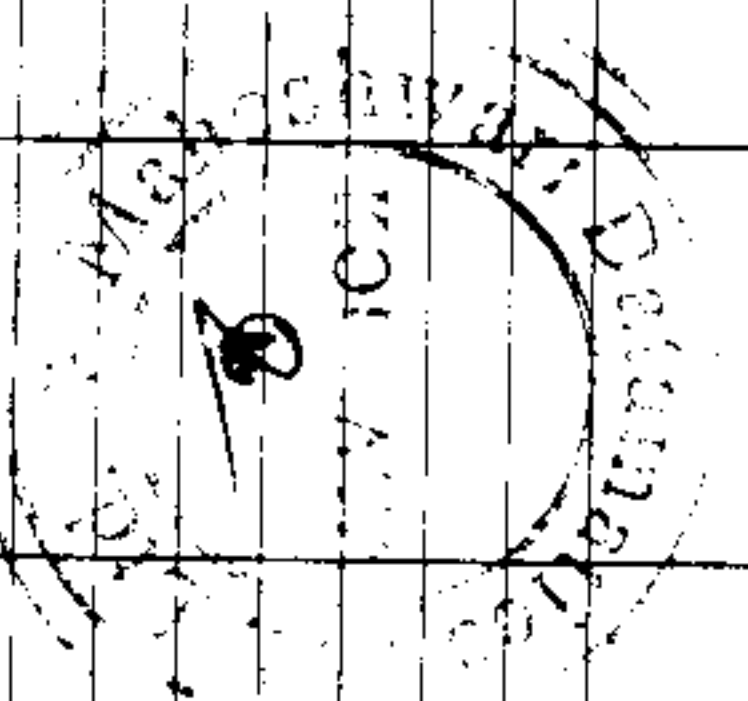
Table I - Summary Statement holding of specified securities as on 30/12/2017

Category of shareholder (I)	Nos. of shares held (II)	No. of fully paid up equity shares held (IV) + (V)	No. of Partly paid-up equity shares held (VI)	No. of shares underlying Depository Receipts (VII)	Total nos. shares held (VIII)=(IV)+(V)+(VI)+(VII)	Shareholding as a % of total no. of shares (calculated as per SCRR, 1957) (VIII) As a % of (A+B+C2)	Number of Voting Rights held in each class of securities (IX)			No of shares convertible securities (including Warrants) (X)	Shareholding as a % assuming full conversion of convertible securities (as a percentage of diluted share capital) (XI)=(VII)+(X) As a % of (A+B+C2)	Number of Locked in shares (XII)		Number of shares pledged or otherwise encumbered (XIII)		Number of equity shares held in dematerialized form (XIV)
							Class eg: x	No of Voting Rights securities (IX)	Total			Total as a % of (A+B+D)	As a % of total shares held (b)	As a % of total shares held (b)	As a % of total shares held (b)	
(A) Promoter & Promoter group	23	2817090	0	0	2817090	48.1245	2817090	0	2817090	48.1245	0	0	0	0	2567220	
(B) Public	5428	3036660	0	0	3036660	51.8755	0	0	0	51.8755	0	0.0000	NA	0	1778530	
(C) Non Promoter - Non Public						NA							NA			
(C1) Shares underlying DRS													NA			
(C2) Shares held by Employee Trusts													NA			
Total	5451	5853750	0	0	5853750	100.0000	5853750	0	5853750	100.0000	0	0	0	0	4345750	



NATIONAL PLYWOOD INDUSTRIES LIMITED
Table II - Statement Showing shareholding pattern of the Promoter and Promoter Group as on 30/12/2017

(1)	Category & Name of the Shareholders (I)	PAN (II)	Nos. of shares held (III)	No. of fully paid up equity shares held (IV)	Partly paid-up equity shares held (V)	Nos. of shares underlying Depository Receipts (VI)	Total nos. shares held (VII)=(IV)+(V)+(VI)	Shareholding % calculated as per SCRR, 1957 As a % of (A+B+C2) (VIII)	Number of Voting Rights held in each class of securities (IX)			Total as a % of Total Voting rights (X)	No. of shares underlying outstanding convertible securities (including Warrants) (XI)	Shareholding as a % assuming full conversion of convertible securities (as a percentage of diluted share capital) (X)=(VII)+(XI)+(XII) As a % of (A+B+C2)	Number of Locked in shares (XII)	As a % of total shares held (b)	Number of shares pledged or otherwise encumbered (XIII)	As a % of total shares held (b)	Number of equity shares held in dematerialized form (XIV)	
									Class x	Class y	Total									
(a)	Individuals/Hindu undivided Family		20	2657900	0	0	2657900	45.4051	2657900	0	2657900	45.4051	0	0.0000	0	0.0000	0	0.0000	2420530	
(1)	CHANDRAKANTA PERIWAL	AFRPP4523M	1	693340	0	0	693340	11.8444	693340	0	693340	11.8444	0	0.0000	0	0.0000	0	0.0000	693340	
	MADHULIKA PERIWAL	AFUPP0032J	1	371540	0	0	371540	6.3470	371540	0	371540	6.3470	0	0.0000	0	0.0000	0	0.0000	371540	
	PIYUSH PERIWAL	AEYPP1738E	1	322575	0	0	322575	5.5106	322575	0	322575	5.5106	0	0.0000	0	0.0000	0	0.0000	322575	
	SHEELA PERIWAL	AFSPP7606J	1	213000	0	0	213000	3.6387	213000	0	213000	3.6387	0	0.0000	0	0.0000	0	0.0000	213000	
	ABHYUDAY PERIWAL	AFPPP9134A	1	192100	0	0	192100	3.2817	192100	0	192100	3.2817	0	0.0000	0	0.0000	0	0.0000	192100	
	VIJAY KUMAR PERIWAL	ADLPP6778N	1	178925	0	0	178925	3.0566	178925	0	178925	3.0566	0	0.0000	0	0.0000	0	0.0000	178925	
	AJAY KUMAR PERIWAL	ADLPP6777D	1	178350	0	0	178350	3.0468	178350	0	178350	3.0468	0	0.0000	0	0.0000	0	0.0000	178350	
	NEELAM PERIWAL	AFSPPT607K	1	146750	0	0	146750	2.5069	146750	0	146750	2.5069	0	0.0000	0	0.0000	0	0.0000	146750	
	VIJAY KUMAR PERIWAL	AABHV3954P	1	96000	0	0	96000	1.6400	96000	0	96000	1.6400	0	0.0000	0	0.0000	0	0.0000	96000	
	SHEELA PERIWAL	64500	1	64500	0	0	64500	1.1019	64500	0	64500	1.1019	0	0.0000	0	0.0000	0	0.0000	64500	
	GAJANAND PERIWAL	58750	1	58750	0	0	58750	1.0036	58750	0	58750	1.0036	0	0.0000	0	0.0000	0	0.0000	58750	
	NEELAM PERIWAL A/C	39750	1	39750	0	0	39750	0.6791	39750	0	39750	0.6791	0	0.0000	0	0.0000	0	0.0000	39750	
	RELIABLE WOOD IND.			1	39620	0	0	39620	0.6768	39620	0	39620	0.6768	0	0.0000	0	0.0000	0	0.0000	39620
	MALVIKA PERIWAL	AOXPP5298Q	1	17250	0	0	17250	0.2947	17250	0	17250	0.2947	0	0.0000	0	0.0000	0	0.0000	17250	
MAYANK PERIWAL	AHYPP7032L	1	16000	0	0	16000	0.2733	16000	0	16000	0.2733	0	0.0000	0	0.0000	0	0.0000	16000		
PIYUSH KUMAR PERIWAL	AAADHP0051M	1	13700	0	0	13700	0.2340	13700	0	13700	0.2340	0	0.0000	0	0.0000	0	0.0000	13700		
VIJAY KUMAR PERIWAL	AAAHL4934J	1	7500	0	0	7500	0.1281	7500	0	7500	0.1281	0	0.0000	0	0.0000	0	0.0000	7500		
ANANT PERIWAL	AJPP0919L	1	5000	0	0	5000	0.0854	5000	0	5000	0.0854	0	0.0000	0	0.0000	0	0.0000	5000		
ABHYUDAY PERIWAL			1	1750	0	0	1750	0.0299	1750	0	1750	0.0299	0	0.0000	0	0.0000	0	0.0000	1750	
SHEELA PERIWAL			1	1500	0	0	1500	0.0256	1500	0	1500	0.0256	0	0.0000	0	0.0000	0	0.0000	1500	
Central Government/State Government(s)																				
(b)	Financial Institutions/Banks																			
(c)	Any Other (specify)																			
(d)	Bodies Corporate		3	159190	0	0	159190	2.7195	159190	0	159190	2.7195	0	0.0000	0	0.0000	0	0.0000	146690	
	NAROTTAM INVESTMENTS & TRADING COMPANY LIMITED	AAACN9023B	1	116160	0	0	116160	1.9844	116160	0	116160	1.9844	0	0.0000	0	0.0000	0	0.0000	116160	
	PLATINUM PLYWOOD PVT LTD	AABCP5639C	1	30530	0	0	30530	0.5215	30530	0	30530	0.5215	0	0.0000	0	0.0000	0	0.0000	30530	
(2)	NATIONAL COURIERS PVT LTD		1	12500	0	0	12500	0.2135	12500	0	12500	0.2135	0	0.0000	0	0.0000	0	0.0000	0	
	Sub Total		23	2817090	0	0	2817090	48.1245	2817090	0	2817090	48.1245	0	0.0000	0	0.0000	0	0.0000	2567220	
(a)	Foreign Individuals (Non-Resident Individuals/Foreign Individuals)																			
(b)	Government																			
(c)	Institutions																			
(d)	Foreign Portfolio Investor																			
(e)	Any Other (specify)																			
	Sub Total		0	0	0	0	0	0.0000	0	0	0	0.0000	0	0.0000	0	0.0000	0	0.0000	0	



NATIONAL PLYWOOD INDUSTRIES LIMITED

Table II - Statement Showing shareholding pattern of the Promoter and Promoter Group as on 30/12/2017

Category & Name of the Shareholders (I)	PAN (II)	Nos. of shares held (III)	No. of fully paid up equity shares held (IV)	Partly paid-up equity shares held (V)	Nos. of shares underlying Depository Receipts (VI)	Total nos. shares held (VII)=(IV)+(V)+(VI)	Shareholding % calculated as per SCRR, 1957) As a % of (A+B+C2) (VIII)	Number of Voting Rights held in each class of securities (IX)			Total as a % of Total Voting rights (X)	No of shares underlying convertible securities (including Warrants) (XI)	Shareholding % as a % assuming full conversion of convertible securities (as a percentage of diluted share capital) (XII)=(VII)+(XI) As a % of A+B+C2)	Number of Locked in shares (XIII)		Number of shares pledged or otherwise encumbered (XIII)		Number of equity shares held in dematerialized form (XIV)
								Class x	Class y	Total				No. (a)	As a % of total shares held (b)	No. (a)	As a % of total shares held (b)	
Total Shareholding of Promoter and Promoter Group (A)=(I)+(A)(2)	PAN	23	2817090	0	0	2817090	48.1245	2817090	0	2817090	48.1245	0	0	0.0000	0	0.0000	2567220	



Table III - Statement Showing shareholding pattern of the Public shareholder as on 30/12/2017


(1)	Category & Name of the Shareholders (I)	PAN (II)	Nos. of shareholders (III)	No. of fully paid up equity shares held (IV)	Partly paid-up equity shares held (V)	Nos. of shares underlying Depository Receipts (VI)	Total nos. shares held (VII)=(IV)+(V)+(VI)	Shareholding % calculated as per SCRR, 1957) As a % of (A+B+C2) (VIII)	Number of Voting Rights held in each class of securities (IX)			Total as a % of Total Voting rights	No. of Underlying securities outstanding convertible (including Warrants) (X)	Shareholding as a % assuming full conversion of convertible securities (as a percentage of diluted share capital) (XI)=(VII)+(X) As a % of (A+B+C2)	Number of Locked in shares (XII)	As a % of total equity shares held in dematerialized form (XIV)	Number of shares pledged or otherwise encumbered (XIII)	
									Class x	Class y	Total							
(a)	Mutual Funds / UTI																	
(b)	Venture Capital Funds																	
(c)	Alternate Investment Funds																	
(d)	Foreign Venture Capital Investors																	
(e)	Foreign Portfolio Investors																	
(f)	Financial Institutions / Banks			1	207260	0	207260	3.5406	207260	0	207260	3.5406	0	3.5406	0	0.0000	NA	207260
(g)	ICI/CI BANK LTD	AAAAC1195H	1	207260	0	0	207260	3.5406	207260	0	207260	3.5406	0	3.5406	0	0.0000	NA	207260
(h)	Insurance Companies																	
(i)	Provident Funds / Pension Funds																	
(j)	Any Other (specify)																	
	Sub Total		1	207260	0	0	207260	3.5406	207260	0	207260	3.5406	0	3.5406	0	0.0000	NA	207260
(2)	Central Government / State Government(s) / President of India																	
(3)	Non-Institutions																	
(a)	Individuals-																	
	i. Individual shareholders holding nominal share capital upto Rs.2 lakhs		5337	1665160	0	0	1665160	28.4460	1665160	0	1665160	28.4460	0	28.4460	0	0.0000	NA	564130
	ii. Individual shareholders holding nominal share capital in excess of Rs.2 lakhs		6	480250	0	0	480250	8.2041	480250	0	480250	8.2041	0	8.2041	0	0.0000	NA	340200
(b)	MAHENDRA GIRDHARILAL	AAAPW1327L	1	306000	0	0	306000	5.2274	306000	0	306000	5.2274	0	5.2274	0	0.0000	NA	306000
(c)	NBFCs registered with RBI																	
	Employee Trusts																	
(d)	Overseas Depositories (holding DRs) (balancing figure)																	
(e)	Any Other (specify)																	
	Bodies Corporate		76	682090	0	0	682090	11.6522	682090	0	682090	11.6522	0	11.6522	0	0.0000	NA	665040



NATIONAL PLYWOOD INDUSTRIES LIMITED

Table III - Statement Showing shareholding pattern of the Public shareholder as on 30/12/2017

Category & Name of the Shareholders (I)	PAN (II)	Nos. of shares held (III)	No. of fully paid up equity shares held (IV)	Partly paid-up equity shares held (V)	Nos. of shares of Depository Receipts (VI)	Total nos. shares held (VII)=(IV)+(V)+(VI)	Shareholding % calculated as per SCRR, 1957) As a % of (A+B+C2) (VIII)	Number of Voting Rights held in each class of securities (IX)			Total as a % of Total Voting rights (X)	No of shares underlying convertible securities (including Warrants) (XI)	Shareholding as a % assuming full conversion of convertible securities (as a percentage of diluted share capital) (X)=(VII)+(XI) As a % of (A+B+C2)	Number of Locked in shares (XII)	Number of shares pledged or otherwise encumbered (XIII)	Number of equity shares held in dematerialized form (XIV)
								Class x	Class y	Total						
AMREX MARKETING PVT LTD	PAN (II) AAECA3148A	1	598740	0	0	598740	10.2283	598740	0	598740	10.2283	0	0	0	0	598740
Cleaning Member		5	800	0	0	800	0.0137	800	0	800	0.0137	0	0	0	0	800
Non Resident Individual		3	1100	0	0	1100	0.0188	1100	0	1100	0.0188	0	0	0	0	1100
Sub Total		5427	2829400	0	0	2829400	48.3348	2829400	0	2829400	48.3348	0	0	0	0	1100
Total Public Shareholding		5428	3036660	0	0	3036660	51.8755	3036660	0	3036660	51.8755	0	0	0	0	1571270
																1778530



NATIONAL PLYWOOD INDUSTRIES LIMITED

Table IV - Statement Showing shareholding pattern of the Non Promoter - Non Public shareholder as on 30/12/2017

(1) Category & Name of the Shareholders (I) Custodian / DR Holder	(II) PAN (II)	(III) No of sharehold ers (III)	(IV) No. of fully paid up equity shares held (IV)	(V) Partly paid-up equity shares held (V)	(VI) Nos. of shares underlying Depository Receipts (VI)	(VII) Total nos. shares held (VII)=(IV) + (V)+(VI)	Shareholding % calculate d as per SCRR, 1957) As a % of (A+B+C2 (VIII)	Number of Voting Rights held in each class of securities (IX)			Total as a % of Total Voting rights (X)	Total Shareholding as a % assuming full conversion of convertible securities (as a percentage of diluted share capital) (XI)=(VII)+(X)	Number of Locked in shares (XII)		Number of shares pledged or otherwise encumbered (XIII)		Number of equity shares held in dematerializ ed form (XIV)
								Class x	Class y	Total			(a)	(b)	(a)	(b)	
(2) Employee Benefit Trust (under SEBI (Share based Employee Benefit) Regulations, 2014)		0	0	0	0	0	0.0000	0	0	0	0.0000	0	0.0000	NA	NA	0	
Total Non Promoter - Non Public Shareholding (C)=(C)(1)+(C)(2)		0	0	0	0	0	0.0000	0	0	0	0.0000	0	0.0000	NA	NA	0	



NATIONAL PLYWOOD INDUSTRIES LIMITED

Shareholding Summary as on 30/12/2017

Form	No of Records	No of Shares
PHYSICAL	3842	1508000
NSDL	1179	3836230
CDSL	449	509520
TOTAL	5470	5853750

