

**Format of holding of specified securities**

1. Name of Listed Entity: NATIONAL PLYWOOD INDUSTRIES LIMITED (CIN:L20211AS1973PLC001856)
2. Scrip Code - Name of Scrip - ; - Class of Security Equity
3. Share Holding Pattern Filed under : Reg. 31(1)(a)/Reg. 31(1)(b)/Reg. 31(1)(c)
  - a. If under 31 (1)(b) then indicate the report for Quarter ending: 31/03/2018
  - b. If under 31(1)(c) then indicate date of allotment/extinguishment

4. Declaration : The Listed entity is required to submit the following declaration to the extent of submission of information :-

Particulars	Yes*	No*
1 Whether the Listed Entity has issued any partly paid up shares?		No
2 Whether the Listed Entity has issued any Convertible Securities or Warrants?		No
3 Whether the Listed Entity has any shares against which depository receipts are issued?		No
4 Whether the Listed Entity has any shares in Locked-in?		No
5 Whether any shares held by promoters are pledge or otherwise encumbered?		No

\* If the Listed Entity selects the option 'No' for the questions above, the column for the partly paid up shares, Outstanding Convertible Securities/Warrants, depository receipts, locked-in shares, No of shares pledged or otherwise encumbered by promoters, as applicable, shall not be displayed at the time of dissemination on the Stock Exchange website. Also wherever there is 'No' declared by Listed Entity in above table the values will be considered as 'Zero' by default on submission of the format of holding of specified securities.


5. The tabular format for disclosure of holding of specified securities is as follows:-



(A)	Category of shareholder (I)	Nos. of shares held (II)	No. of fully paid up equity shares held (IV)	No. of Partly paid-up equity shares held (V)	No. of shares underlying Depository Receipts (VI)	Total nos. shares held (VII)=(IV)+(V)+(VI)	Shareholding as a % of total no. of shares (calculated as per SCRR, 1957) As a % of (A+B+C2)	Number of Voting Rights held in each class of securities (IX)			No of shares convertible securities (including Warrants) (X)	Shareholding as a % assuming full conversion of convertible securities (as a percentage of diluted share capital) (XI)=(VII)+(X) As a % of (A+B+C2)	Number of Locked in shares (XII)		Number of shares pledged or otherwise encumbered (XIII)		Number of dematerialized shares held in form (XIV)	
								Class eg: x	Class eg: y	Total			As a % of total shares held (b)	As a % of total shares held (b)	As a % of total shares held (b)			
(B)	Public	5372	3041660	0	0	3041660	51.9609	0	0	3041660	51.9609	0	0.0000	0	0.0000	0	0.0000	1809730
(C)	Non Promoter - Non Public																	
(C1)	Shares underlying DRS						NA											
(C2)	Shares held by Employee Trusts																	
	Total	5395	5853750	0	0	5853750	100.0000	0	0	5853750	100.0000	0	0.0000	0	0.0000	0	0.0000	4384450



(1)	(a)	(ii)	(iii)	(iv)	(v)	(vi)	(vii)=(iv)+(v)	(viii)	Number of Voting Rights held in each class of securities (ix)			Total as a % of Voting rights (x)	Shareholding as a % assuming full conversion of convertible securities (as a percentage of diluted share capital) As a % of (xi)=(vii)+(x) As a % of (A+B+C2)	Number of Locked in Shares (xii)	Number of shares pledged or otherwise encumbered (xiii)	Number of equity shares held in dematerialized form (xiv)
									Class x	Class y	Total					
Indian Individuals/Hindu undivided Family	20	2652900	0	0	0	0	2652900	45.3197	2652900	0	2652900	45.3197	0	0	0	2415530
CHANDRAKANTA PERIWAL	1	693340	0	0	0	0	693340	11.8444	693340	0	693340	11.8444	0	0	0	693340
MADHULIKA PERIWAL	1	366540	0	0	0	0	366540	6.2616	366540	0	366540	6.2616	0	0	0	366540
PIYUSH PERIWAL	1	322575	0	0	0	0	322575	5.5106	322575	0	322575	5.5106	0	0	0	322575
SHEELA PERIWAL	1	213000	0	0	0	0	213000	3.6387	213000	0	213000	3.6387	0	0	0	213000
ABHYUDAY PERIWAL	1	192100	0	0	0	0	192100	3.2817	192100	0	192100	3.2817	0	0	0	192100
VJAY KUMAR PERIWAL	1	178925	0	0	0	0	178925	3.0566	178925	0	178925	3.0566	0	0	0	178925
AJAY KUMAR PERIWAL	1	178350	0	0	0	0	178350	3.0468	178350	0	178350	3.0468	0	0	0	178350
NEELAM PERIWAL	1	146750	0	0	0	0	146750	2.5069	146750	0	146750	2.5069	0	0	0	146750
SNEHLATA PERIWAL	1	96000	0	0	0	0	96000	1.6400	96000	0	96000	1.6400	0	0	0	96000
VJAY KUMAR PERIWAL	1	64500	0	0	0	0	64500	1.1019	64500	0	64500	1.1019	0	0	0	64500
SHEELA PERIWAL	1	58750	0	0	0	0	58750	1.0036	58750	0	58750	1.0036	0	0	0	58750
GAJANAND PERIWAL	1	39750	0	0	0	0	39750	0.6791	39750	0	39750	0.6791	0	0	0	39750
NEELAM PERIWAL A/C RELIABLE WOOD IND.	1	39620	0	0	0	0	39620	0.6768	39620	0	39620	0.6768	0	0	0	39620
MALVIKA PERIWAL	1	17250	0	0	0	0	17250	0.2947	17250	0	17250	0.2947	0	0	0	17250
MAYANK PERIWAL	1	16000	0	0	0	0	16000	0.2733	16000	0	16000	0.2733	0	0	0	16000
PIYUSH KUMAR PERIWAL	1	13700	0	0	0	0	13700	0.2340	13700	0	13700	0.2340	0	0	0	13700
VJAY KUMAR PERIWAL	1	7500	0	0	0	0	7500	0.1281	7500	0	7500	0.1281	0	0	0	7500
ANANT PERIWAL	1	5000	0	0	0	0	5000	0.0854	5000	0	5000	0.0854	0	0	0	5000
ABHYUDAY PERIWAL	1	1750	0	0	0	0	1750	0.0299	1750	0	1750	0.0299	0	0	0	1750
SHEELA PERIWAL	1	1500	0	0	0	0	1500	0.0256	1500	0	1500	0.0256	0	0	0	1500
Central Government/State Government(s)																
Financial Institutions/Banks																
Any Other (specify)																
Bodies Corporate	3	159190	0	0	0	0	159190	2.7195	159190	0	159190	2.7195	0	0	0	159190
NAROTTAM INVESTMENTS & TRADING COMPANY LIMITED	1	116160	0	0	0	0	116160	1.9844	116160	0	116160	1.9844	0	0	0	116160
PLATINUM PLYWOOD PVT LTD	1	30530	0	0	0	0	30530	0.5215	30530	0	30530	0.5215	0	0	0	30530
NATIONAL COURIERS PVT LTD	1	12500	0	0	0	0	12500	0.2135	12500	0	12500	0.2135	0	0	0	12500
Sub Total	23	2812090	0	0	0	0	2812090	48.0391	2812090	0	2812090	48.0391	0	0	0	2574720
Foreign Individuals (Non-Resident Individuals/Foreign Individuals)																
Government																
Institutions																
Foreign Portfolio Investor																
Any Other (specify)																
Sub Total	0	0	0	0	0	0	0	0.0000	0	0	0	0.0000	0	0	0	0



**NATIONAL PLYWOOD INDUSTRIES LIMITED**  
**Table II - Statement Showing shareholding pattern of the Promoter and Promoter Group as on 31/03/2018**

Category & Name of the Shareholders (I) Total Shareholding of Promoter and Promoter Group (A)=(A)(1)+(A)(2)	PAN (II)	Nos. of sharehold ers (III)	No. of fully paid up equity shares held (IV)	Partly paid-up equity shares held (V)	Nos. of underlying Depository Receipts (VI)	Total nos. shares held (VII)=(IV)+(V)+(VI)	Sharehold ing % calculated as per SCRR, 1957) As a % of (A+B+C2) (VIII)	Number of Voting Rights held in each class of securities (X)			Total as a % of Total Voting rights (X)	No of shares outstanding convertible securities (including Warrants) (X)	Shareholdin g as a % assuming full conversion of convertible securities (as a percentage of diluted share capital) (XI)=(VII)+(X) As a % of (A+B+C2)	Number of Locked in shares (XII)	Number of shares pledged or otherwise encumbered (XIII)	Number of equity shares held in demateriali zed form (XIV)	
								Class x	Class y	Total							
								2812090	0	2812090	48.0391	0	48.0391	0	0.0000	0	2574720



NATIONAL PLYWOOD INDUSTRIES LIMITED  
Table III - Statement Showing Shareholding pattern of the Public shareholder as on 31/03/2018


(1) Category & Name of the Shareholders (I)	(2) PAN (II)	(3) Nos. of sharehold ers (III)	(4) No. of fully paid up equity shares held (IV)	(5) Partly paid-up equity shares held (V)	(6) Nos. of shares underlying Depository Receipts (VI)	(7) Total nos. shares held (VII)=(IV)+(V)+(VI)	(8) Shareholding % calculate d as per SCRR, 1957) As a % of (A+B+C2) (VIII)	(9) Number of Voting Rights held in each class of securities (IX)			(10) Total as a % of Total Voting rights (X)	(11) No of shares Underlying convertible securities (including Warrants) (XI)=(VII)+(X)	(12) Shareholding as a % assuming full conversion of convertible securities (as a percentage of diluted share capital) As a % of (A+B+C2)	(13) Number of Locked in shares (XII)		(14) Number of shares pledged or otherwise encumbered (XIII)	(15) As a % of total equity shares held in demateria lized form (XIV)
								Class x	Class y	Total				No. (a)	As a % of total shares held (b)		
(a) Institutions Mutual Funds / UTI																	
(b) Venture Capital Funds																	
(c) Alternate Investment Funds																	
(d) Foreign Venture Capital Investors																	
(e) Foreign Portfolio Investors																	
(f) Financial Institutions / Banks																	
(g) Insurance Companies																	
(h) Provident Funds / Pension Funds																	
(i) Any Other (specify)																	
Sub Total																	
(2) Central Government / State Government(s) / President of India																	
(3) Non-Institutions Individuals																	
(a) i. Individual shareholders holding nominal share capital upto Rs.2 Lakhs																	
		5281	1710460	0	0	1710460	29.2199	1710460	0	1710460	29.2199	0	0.0000	NA		635630	
ii. Individual shareholders holding nominal share capital in excess of Rs.2 lakhs																	
		6	621050	0	0	621050	10.6094	621050	0	621050	10.6094	0	0.0000	NA		481000	
		1	306000	0	0	306000	5.2274	306000	0	306000	5.2274	0	0.0000	NA		306000	
		1	175000	0	0	175000	2.9895	175000	0	175000	2.9895	0	0.0000	NA		175000	
(b) NBFCS registered with RBI																	
(c) Employee Trusts																	
(d) Overseas Depositories (holding DRs) (balancing figure)																	
(e) Any Other (specify)																	



NATIONAL PLYWOOD INDUSTRIES LIMITED

Table III - Statement Showing shareholding pattern of the Public shareholder as on 31/03/2018

Category & Name of the Shareholders (I)	PAN (II)	Nos. of sharehold ers (III)	No. of fully paid up equity shares held (IV)	Partly paid-up equity shares held (V)	Nos. of shares underlying Depository Receipts (VI)	Total nos. shares held (VII)=(IV)+(V)+(VI)	Shareholding % calculated as per SCRR, 1957) As a % of (A+B+C2) (VIII)	Number of Voting Rights held in each class of securities (IX)			Total as a % of Total Voting rights (X)	No of shares underlying securities convertible (including Warrants) (XI)=(VII)+(X)	Shareholding as a % assuming full conversion of convertible securities (as a percentage of diluted share capital) (X)=(VII)+(X)	No. (a) of Locked in shares (XII)	As a % of total shares held (b) (XIII)	No. of shares pledged or otherwise encumbered (XIII)	Number of equity shares held in dematerialized form (XIV)
								Class x	Class y	Total							
Bodies Corporate		78	501390	0	0	501390	8.5653	501390	0	501390	8.5653	0	0.0000	NA	484340		
CHIRAG VINIMAY PRIVATE LIMITED	AACCC5698K	1	400000	0	0	400000	6.8332	400000	0	400000	6.8332	0	0.0000	NA	400000		
Clearing Member		3	400	0	0	400	0.0068	400	0	400	0.0068	0	0.0000	NA	400		
Non Resident Individual		3	1100	0	0	1100	0.0188	1100	0	1100	0.0188	0	0.0000	NA	1100		
Sub Total		5371	2834400	0	0	2834400	48.4202	2834400	0	2834400	48.4202	0	0.0000	NA	1602470		
Total Public Shareholding (B)=(B)(1)+(B)(2)+(B)(3)		5372	3041660	0	0	3041660	51.9609	3041660	0	3041660	51.9609	0	0.0000	NA	1809730		



**NATIONAL PLYWOOD INDUSTRIES LIMITED**

Table III - Statement Showing shareholding pattern of the Public shareholder as of 31/03/2018

Category & Name of the Shareholders (I)	PAN (II)	Nos. of sharehold ers (III)	No. of fully paid up equity shares held (IV)	Partly paid-up equity shares held (V)	Nos. of shares underlying Depository Receipts (VI)	Total nos. shares held (VII)=(IV)+(V)+(VI)	Shareholding % calculated as per SCRR, 1957) As a % of (A+B+C2) (VIII)	Number of Voting Rights held in each class of securities (IX)			Total as a % of Total Voting rights (X)	No of shares underlying securities (including convertible securities (Warrants) (X))	Shareholding as a % assuming full conversion of convertible securities (as a percentage of diluted share capital) (XI)=(VII)+(X) As a % of (A+B+C2)	Number of Locked in shares (XII)	As a % of total shares held (b) (a)	Number of shares pledged or otherwise encumbered (XIII)	Number of equity shares held in dematerialized form (XIV)
								Class x	Class y	Total							
Bodies Corporate		78	501390	0	0	501390	8.5653	501390	0	501390	8.5653	0	0.0000	NA	484340		
CHIRAG VINIMAY PRIVATE LIMITED	AACCCC5698K	1	400000	0	0	400000	6.8332	400000	0	400000	6.8332	0	0.0000	NA	400000		
Clearing Member		3	400	0	0	400	0.0068	400	0	400	0.0068	0	0.0000	NA	400		
Non Resident Individual		3	1100	0	0	1100	0.0188	1100	0	1100	0.0188	0	0.0000	NA	1100		
Sub Total		5371	2834400	0	0	2834400	48.4202	2834400	0	2834400	48.4202	0	0.0000	NA	1602470		
Total Public Shareholding (B)=(B)(1)+(B)(2)+(B)(3)		5372	3041660	0	0	3041660	51.9609	3041660	0	3041660	51.9609	0	0.0000	NA	1809730		



**NATIONAL PLYWOOD INDUSTRIES LIMITED**

**Table IV - Statement Showing shareholding pattern of the Non Promoter - Non Public shareholder as on 31/03/2018**

(1) Category & Name of the Shareholders (I) Custodian / DR Holder	(II) PAN (II)	(III) No of sharehold ers (III)	(IV) No. of fully paid up equity shares held (IV)	(V) Partly paid-up equity shares held (V)	(VI) Nos. of shares underlying Depository Receipts (VI)	(VII) Total nos. share s held (VII)=(IV) + (V)+(VI)	(VIII) Sharehol ding % calculate d as per SCRR, 1957) As a % of (A+B+C2) (VIII)	(IX) Number of Voting Rights held in each class of securities (IX)			(X) Total as a % of Total Voting rights	(XI) No of shares underlying convertible securities (including Warrants) (X)	(XII) Total Shareholding as a % assuming full conversion of convertible securities (as a percentage of diluted share capital) (XI)=(VII)+(X) As a % of A+B+C2)	(a) Number of Locked in shares (XII)	(b) As a % of total shares held (b)	(c) Number of shares pledged or otherwise encumbered (XIII)	(d) As a % of total shares (Not held applicabl e) (Not held applicabl e) (b)	(e) Number of equity shares held in dematerializ ed form (XIV)
								Class x	Class y	Total								
(2) Employee Benefit Trust (under SEBI (Share based Employee Benefit) Regulations, 2014)			0	0	0	0	0.0000	0	0	0	0.0000	0	0.0000	NA	NA			
(2) Total Non Promoter - Non Public Shareholding (C)=(C)(1)+(C)(2)			0	0	0	0	0.0000	0	0	0	0.0000	0	0.0000	NA	NA		0	






NATIONAL PLYWOOD INDUSTRIES LIMITED

Shareholding Summary as on 31/03/2018

Form	No of Records	No of Shares
PHYSICAL	3795	1469300
NSDL	1165	3854930
CDSL	456	529520
TOTAL	5416	5853750



NATIONAL PLYWOOD INDUSTRIES LIMITED				
Distribution Schedule as on 31/03/2018				
Share Holding	No of Holders	% age	No of Shares	% age
Upto 50	9	0.1662	370	0.0063
51 to 100	1525	28.1573	152364	2.6028
101 to 150	8	0.1477	1200	0.0205
151 to 250	2404	44.3870	481260	8.2214
251 to 500	982	18.1315	391905	6.6949
501 to 5000	433	7.9948	556911	9.5137
Above 5000	55	1.0155	4269740	72.9403
Grand Total	5416	100.0000	5853750	100.0000
Distribution Schedule as on 31/03/2018				
Share Holding	No of Holders	% age	No of Shares	% age
Upto 500	4928	90.9897	1027099	17.5460
501 to 1000	280	5.1699	240661	4.1112
1001 to 2000	105	1.9387	164250	2.8059
2001 to 3000	29	0.5355	73000	1.2471
3001 to 4000	11	0.2031	40200	0.6867
4001 to 5000	8	0.1477	38800	0.6628
5001 to 10000	20	0.3693	144000	2.4600
Above 10000	35	0.6462	4125740	70.4803
Grand Total	5416	100.0000	5853750	100.0000
Distribution Schedule as on 31/03/2018				
Notional Value of (Rs.)	No of Holders	% age	Amount (Rs.)	% age
Upto 5000	4928	90.9897	10270990	17.5460
5001 to 10000	280	5.1699	2406610	4.1112
10001 to 20000	105	1.9387	1642500	2.8059
20001 to 30000	29	0.5355	730000	1.2471
30001 to 40000	11	0.2031	402000	0.6867
40001 to 50000	8	0.1477	388000	0.6628
50001 to 100000	20	0.3693	1440000	2.4600
Above 100000	35	0.6462	41257400	70.4803
Grand Total	5416	100.0000	58537500	100.0000

